



SunWarmth™ CIR Short-Wave Infrared Electric Radiant Heater**Description**

The infrared light from a SunWarmth™ CIR heater economically heats the object, not the space, for maximum comfort and minimal energy usage. The short-wave infrared technology in a CIR heater uses less energy than similar heaters using medium-wave infrared. SunWarmth™ CIR Outdoor heaters are perfect for outdoor heating to extend the season on decks, patios, and balconies in homes or restaurants. It is an economical heater for a shop bench or production workstation where it can keep a worker comfortable without paying to heat the entire space, or heat or dry materials for production.

- › Instant heat as soon as it's switched on
- › Heats the object without heating the air around it
- › Short-wave technology uses half the energy of medium-wave technology
- › High quality design and manufacturing
- › Attractive European design
- › Quiet and odorless

CIR 150-1 I

CIR 150-1 O
CIR 200-2 O

CIR 400-2 O

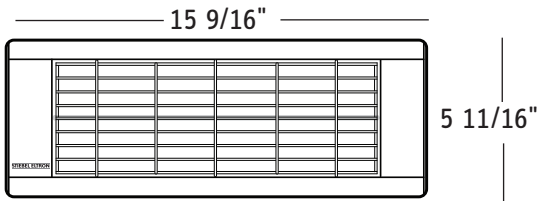
**Applications****Ideal for:**

- › Covered patios
- › Decks
- › Anywhere instant heat is needed
- › Balconies
- › Garages or shops

Models

Model	CIR 150-1 I	CIR 150-1 O	CIR 200-2 O	CIR 400-2 O
Item No.	234047	234048	234049	234050
Usage	indoor only	indoor/outdoor	indoor/outdoor	indoor/outdoor
Voltage, 60 Hz	120 V (supplied with plug & cord)		240 V (hard-wired / supplied with cord)	
Wattage	1.5 kW	1.5 kW	2.0 kW	4.0 kW
Amperage	12.5 A	12.5 A	8.3 A	2 x 8.3 A
Required circuit breaker(s) ¹	20 A	20 A	15 A	2 x 15 A
Required wire size (copper)	14 AWG	14 AWG	14 AWG	14 AWG
Lamp temperature	2420±360 °F (1325±200 °C)			
Lamp life (normal conditions)	5,000 hours			
Lamp color temperature	1,600±200 K			
Size of heatable area ²	108–133 ft ²	108–133 ft ²	133–165 ft ²	205–275 ft ²
Average heat density	13.9–11.3 W/ft ²	13.9–11.3 W/ft ²	15–12.1 W/ft ²	19.5–14.5 W/ft ²
Height	5 11/16" (145 mm)			
Width	15 9/16" (395 mm)	18 9/16" (471 mm)	18 9/16" (471 mm)	38 1/2" (978 mm)
Depth	4 7/16" (112 mm)	4 1/4" (108 mm)	4 1/4" (108 mm)	4 7/16" (112 mm)
Weight	4.85 lb (2.2 kg)	5.5 lb (2.5 kg)	5.5 lb (2.5 kg)	8.8 lb (4.0 kg)

Dimensions & clearances



CIR 150-1 I / CIR 150-1 O

Do not place anything closer than 3 ft (90 cm) in front or below the heater.

Heater must be mounted a minimum 12" (30.5 cm) below ceiling or roof.

Minimum 36" (90 cm) required between heaters and adjoining walls

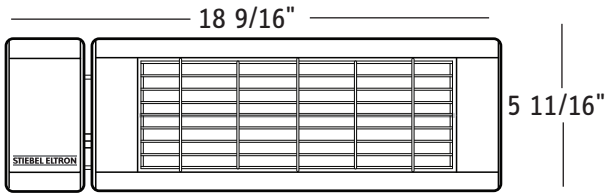


CIR 150-1 I

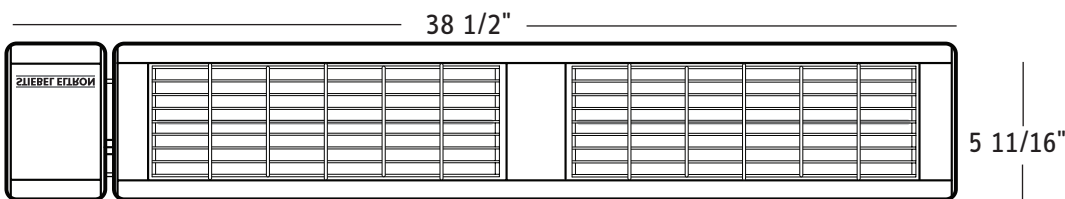
Conforms to ANSI/UL Std. 1278
Certified to CAN/CSA Std. 22.2 No. 46

CIR 150-1 O, CIR 200-2 O, CIR 400-2 O

Conforms to ANSI/UL Std. 2021
Certified to CAN/CSA Std. 22.2 No. 46



CIR 200-2 O



CIR 400-2 O

**ISO 9001
CERTIFIED**

Model	Wattage	Mounting height	Length heated	Width heated close to heater	Width heated far from heater	Size of heated area	Average heat density
CIR 150-1 I CIR 150-1 O	1500 W	Min. 7' (2.1 m) Max. 8' (2.4 m)	8' 10" (2.7 m) 9' 10" (3.0 m)	8' 6" (2.6 m) 9' 2" (2.8 m)	16' 1" (4.9 m) 18' 1" (5.5 m)	108 ft ² (10.1 m ²) 133 ft ² (10.1 m ²)	13.9 W/ft ² (148.5 W/m ²) 11.3 W/ft ² (121.0 W/m ²)
CIR 200-2 O	2000 W	Min. 8' (2.4 m) Max. 9' (2.7 m)	9' 10" (3.0 m) 11' 2" (3.4 m)	9' 2" (2.8 m) 9' 10" (3.0 m)	18' 1" (5.5 m) 20' (6.1 m)	133 ft ² (10.1 m ²) 165 ft ² (10.1 m ²)	15.0 W/ft ² (161.3 W/m ²) 12.1 W/ft ² (130.7 W/m ²)
CIR 400-2 O	4000W	Min. 10' (3.0 m) Max. 11' 6" (3.5 m)	11' 10" (3.6 m) 13' 5" (4.1 m)	11' 2" (3.4 m) 14' 1" (4.3 m)	23' (7.0 m) 27' 7" (8.4 m)	205 ft ² (10.1 m ²) 275 ft ² (10.1 m ²)	19.5 W/ft ² (210.5 W/m ²) 14.5 W/ft ² (157.5 W/m ²)

Specification

Contractor shall supply and install Stiebel Eltron CIR short-wave infrared electric radiant heater(s) of the wattage and voltage specified on the plan. Heater(s) shall be surface-mounted fan-less radiant type. Heater(s) shall have a body of weatherproof aluminum in white finish with stainless steel grill and screws. Heater(s) shall be installed on a circuit with a timer or timer switch. Heater(s) shall be mounted with a minimum clearance 12" from the ceiling and from the left and right sides of at least 36", a minimum clearance of 36" to the nearest object will also be required. Heater(s) shall be ETL listed to conform to ANSI/UL Std. 2021 and certified to CAN/CSA C22.2 No. 46.

Engineer/Architect _____	Date _____
Job Name/Customer _____	Location _____
Contractor _____	Representative _____
Qty _____	W _____
Voltage _____	Amps _____
CIR model _____	_____