

STIEBEL ELTRON

Simply the Best

Hydro Shark

Modular Panel System for Radiant Floor Heating



Hydro Shark

MICRO-BOILERS
MODULAR PANEL SYSTEMS

Comprehensive technology, energy-saving performance, plus compact professional design make HydroShark's modular panel system an easy install and a great value for homes, garages, or post frame structures.

800.805.5384

www.stiebel-eltron-usa.com
hydroshark@stiebel-eltron-usa.com

STIEBEL ELTRON

Hydro Shark radiant floor panels are a professional, modular system designed to make radiant floor installation simple, reliable, and easy. Everything you need to install is already mounted to the Hydro Shark panel.

Quality Components

HydroShark Radiant Floor Heating Systems use only premium components and quality assembly. They use only the best pumps, controls, and components. All plumbing joints are precision soldered and pressure tested. The steel mounting plate is powder coated and the piping is polished and clear coated.

Quality Design and Hydraulic Separation

HydroShark panel systems feature a closely spaced tee to create hydraulic separation between the boiler loop and the emitter heating loop. The loops are independent and each uses its own pump. This allows the flow rate for each loop to be separately adjusted for optimum performance. This is far superior than systems that use a single loop for both the boiler and the heat tubing.

Modularity for Maximum System Versatility

HydroShark panels offer maximum compatibility with radiant floor heating installations. Panels are available with or without the boiler integrated on the panel, allowing boilers to be installed separately from the heating panel. This increases both boiler choice and boiler installation location. HydroShark components can be tailored for multiple systems and still provide an easy and professional installation no matter the system or where it is installed.

At the heart of the HydroShark system are Master and Pro Panels. Pro Panels include an electric boiler on the panel for simple and incredibly easy installation. Master Panels connect to a separately mounted boiler, either electric or gas, for maximum boiler installation flexibility.

Single Zone & Multi-Zone Systems


For single zone systems, a Pro Panel or Master Panel (with separate boiler) is all that is needed. For multi-zone systems, a Pro Panel or Master Panel is combined with a Zoning Panel. HydroShark Zoning Panels can accommodate up

Modular design & pre-assembled panels remove the engineering guesswork, and save installation time and expense.




Pro Panels incorporate electric boilers on the panel. Single zone Pro Panel (shown) needs no additional Zoning Panel. Pro Panels for 2-, 3-, or 4-zones mate with the appropriate Zone Panel.


Master Panels can be mated with a separately mounted electric or gas boiler. Master Panels for more than a single zone mate with the appropriate Zone Panel.



2-Zone Pump Panel



2-Zone Valve Panel



Zone Panels are available for 2-, 3-, or 4-zones, with zoning by pump or valve. The Master Panel Actuator does not need a zoning panels as it connects directly to the distribution manifold.

to 4 zones. HydroShark has panels for multi-zone systems that use pump zoning, valve zoning, or zoning with actuators. Zoning Panels are available with a single fluid delivery temperature, and up to four thermostat zones.

DHW Integrator

The DHW Integrator Panel can be added to a Master Panel to create a system that will supply on-demand domestic hot water with no storage tank in addition to supplying heat to the radiant system.



Conventional boiler loop systems that also provide domestic hot water with tanks run the boiler at full capacity even if radiant heating is not called for or DHW demand is low. All HydroShark systems modulate, adapting power to the load. Because the DHW Integrator Panel provides on demand domestic hot water with no tank, the system works at maximum efficiency even if demand for hot water is low.

The DHW Integrator Panel uses a stainless steel plate heat exchanger to isolate the potable water from the rest of the system to prevent any possibility of cross-contamination.

Energy Efficient Pumps

In addition to standard models, most HydroShark panels are also available with electronically commutated motor (ECM) pumps for even greater energy efficiency.

The ECM pump-equipped panels will reduce energy consumption by a minimum of 50%. If set to their automatic mode, they will automatically analyze the heating system, find the optimum pump setting, and continuously adjust operation to changes in demand. This will reduce power consumption by up to 85%, ensuring the lowest possible energy consumption without sacrificing comfort.

Hydro Shark boilers are an integral part of the HydroShark modular system. Both electric and gas HydroShark boilers can be mounted separately and used in conjunction with Master Panels. HydroShark Pro Panels include an electric boilers as an integral part for incredibly simple and easy installation.

Quality Boilers in a range of sizes

Ultra-reliable HydroShark electric boilers come in sizes from 7 kW to 36 kW. In addition to virtually 100% efficiency, they offer the installation ease of needing no venting.

HydroShark gas boilers are available in both LP and natural gas models. There are 3 models: 199,000 Btu condensing, 120,000 Btu condensing, and 115,000 Btu non-condensing. HydroShark gas boilers are all power-vented and need no pilot light.

	HydroShark 7 & 10 plus 12-36		
Fuel	Electric		
Energy Factor	.99		
Temp. range	86°-140°F		
Minimum modulation	1,700 Btu		
Venting	None required		
	HydroShark 115	HydroShark 120	HydroShark 199
Fuel	LP or Nat. Gas	LP or Nat. Gas	LP or Nat. Gas
Energy Factor	.82 NG .83 LP	.93	.95
Temp. range	86°-167°F	99°-140°F	80°-160°F*
Modulation range	16,000-116,200 Btu	13,950-111,600 Btu	12,350-189,050 Btu
Venting	4" Cat.III Stainless	3" Sch. 40 PVC	3" Sch. 40 PVC
		*up to 185°F with additional control	

Emitter Options

	Embedded Concrete	Pour Over	Staple Up	Radiator	Baseboard
HydroShark 7-10	✓	✓			
HydroShark 12-36	✓	✓			
HydroShark 115	✓	✓	✓		
HydroShark 120	✓	✓			
HydroShark 199	✓	✓	✓	✓	✓


Hydro Shark® Electric Boilers

- › 99% efficiency
- › No venting required
- › Auto-modulating heating element with modulation status LED
- › .75 GPM flow activation
- › Copper heating vessel
- › 86°-140°F temperature range
- › 12 – 36 kW models equipped with hinged cover
- › Wall hung

HydroShark® 7 – 10 HydroShark® 12 – 36

7 – 10 & 12 – 36 kW
electric boilers



 HydroShark 7 & 10: UL 499
HydroShark 12-36: UL 834

Hydro Shark® Gas Boilers

- › Wall hung
- › .75 GPM flow activation
- › Copper Heat Exchanger
- › No Pilot Light
- › Power-vented

HydroShark® 115

115,000 Btu
non-condensing gas boiler



HydroShark 120

120,000 Btu
condensing gas boiler



HydroShark 199

199,000 Btu
condensing gas boiler



Call HydroShark® with any sizing or
installation question. We're here to help.
All systems come with lifetime technical support.

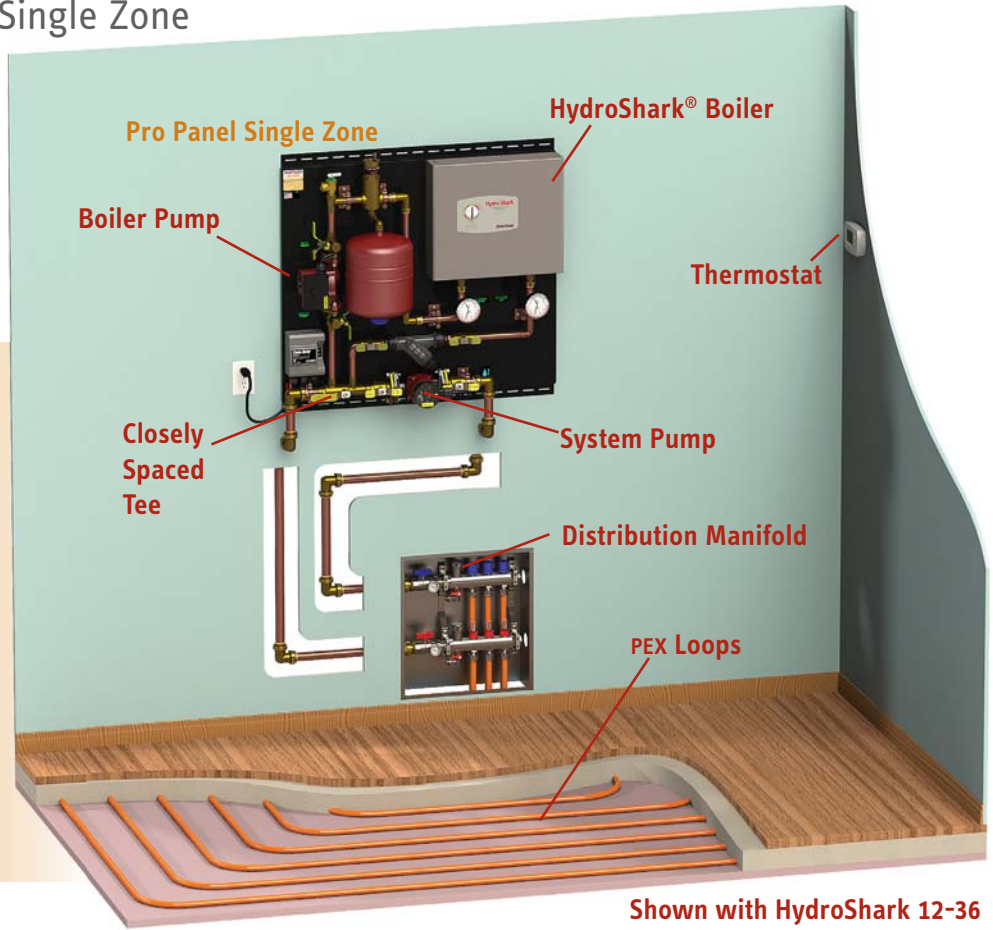
800.805.5384

Hydro Shark Pro Panel Single Zone

Pro Panels incorporate electric boilers on the panel. Single zone Pro Panel (shown) needs no additional Zoning Panel. Pro Panels mate with the appropriate Zone Panel for 2-, 3-, or 4-zones.

Features of all Pro & Master Panels

- › Powder coated panel
- › Quick-mount rails
- › Heavy duty copper pipe and fittings are cleaned, brushed, & clear-coated
- › Precision solder joints
- › Pre-plumbed
- › Pressure tested & pre-wired
- › Lifetime tech support




Hydro Shark Master Panel Pump

Master Panels mate to separately mounted boilers and the appropriate Zoning Panel for 2-, 3-, or 4-zones.

Quality components in all Pro & Master Panels

- › Primary/secondary plumbing
- › Expansion tank
- › Y-strainer to catch debris
- › Pump isolator flanges
- › Air separator
- › Gauge for supply pressure/temperature
- › Gauge for return pressure/temperature
- › Purge tee
- › Pre-wired control
- › Pressure relief valve



Shown: Master Panel Pump, 2-Zone Pump Panel, HydroShark 12-36. All other boilers are options if sufficient for system.

Hydro Shark

Panel & Boiler Options by Zone

	System Panel		Boiler		Zoning Panel
1-Zone Electric	Pro Panel Single Zone				None needed
1-Zone Gas or Electric	Master Panel Single Zone	+	Gas or electric boiler		None needed
2-Zone Electric	Pro Panel Pump			+	2-Zone Panel Pump
	Pro Panel Valve			+	2-Zone Panel Valve
	Pro Panel Actuator			+	Manifold with Actuators
2-Zone Gas or Electric	Master Panel Pump				2-Zone Panel Pump
	Master Panel Valve	+	Gas or electric boiler	+	2-Zone Panel Valve
	Master Panel Actuator				Manifold with Actuators
3-Zone Electric	Pro Panel Pump				3-Zone Panel Pump
	Pro Panel Valve			+	3-Zone Panel Valve
	Pro Panel Actuator				3-Zone Panel Actuator
3-Zone Gas or Electric	Master Panel Pump				3-Zone Panel Pump
	Master Panel Valve	+	Gas or electric boiler	+	3-Zone Panel Valve
	Master Panel Actuator				Manifold with Actuators
4-Zone Electric	Pro Panel Pump				4-Zone Panel Pump
	Pro Panel Valve			+	4-Zone Panel Valve
	Pro Panel Actuator				4-Zone Panel Actuator
4-Zone Gas or Electric	Master Panel Pump				4-Zone Panel Pump
	Master Panel Valve	+	Gas or electric boiler	+	4-Zone Panel Valve
	Master Panel Actuator				Manifold with Actuators

Emitter Options

		Embedded Concrete	Pour Over	Staple Up	Radiator	Baseboard
Electric	HydroShark 7-10	✓	✓			
	HydroShark 12-36	✓	✓			
Gas	HydroShark 115	✓	✓	✓		
	HydroShark 120	✓	✓	✓		
	HydroShark 199	✓	✓	✓	✓	✓

Distributed by:

STIEBEL ELTRON

17 West Street
West Hatfield, MA 01088

TOLL FREE 800.805.5384

PHONE 413.247.3380

FAX 413.247.3369

hydroshark@stiebel-eltron-usa.com

www.stiebel-eltron-usa.com