

STIEBEL ELTRON

CF Plus Series: 48 kW, 54 kW, 60 kW, 72 kW | Standard Indoor Enclosure Engineering Specification Sheet

Specifications

Model	CF Plus 48 kW, CF Plus 54 kW, CF Plus 60 kW, CF Plus 72 kW
Phase	3-phase
Inlet/outlet pipe connection	3/4" or 1" female NPT
Heat exchanger material	316L stainless steel
Enclosure rating	Standard indoor shown, NEMA 4/4X available
Operating pressure range	4-145 psi (0.28-10 bar)
Temperature setpoint options (programmed at factory, user adjustable)	60-180 °F (32-82 °C)
Number of heating elements	12
Minimum activation flow (hot start)	1.7 gpm (6.4 l/m) for DN 20 flowmeter 2.7 gpm (10.2 l/m) for DN 25 flowmeter
Maximum flow at 60 psi	22.5 gpm (85.2 l/m) for DN 20 flowmeter 40 gpm (151.4 l/m) for DN 25 flowmeter



Model	Part Number	Voltage	Phase	kW	Amps	3P Breaker Size (A)	Temperature Rise °F				
							3 gpm	4 gpm	5 gpm	10 gpm	20 gpm
CF Plus 48 kW	CFPLUS-048-208	208	3-phase delta	45.07	125.09	150	>100	77	62	31	15
	CFPLUS-048-240	240	3-phase delta	50.00	120.28	150	>100	85	68	34	17
	CFPLUS-048-480	480	3-phase delta	50.00	60.14	70	>100	85	68	34	17
	CFPLUS-048-575	575	3-phase delta	47.99	48.19	60	>100	82	66	33	16
CF Plus 54 kW	CFPLUS-054-208	208	3-phase delta	54.08	150.11	175	>100	92	74	37	18
	CFPLUS-054-240	240	3-phase delta	54.05	130.02	150	>100	92	74	37	18
	CFPLUS-054-480	480	3-phase delta	54.05	65.01	80	>100	92	74	37	18
CF Plus 60 kW	CFPLUS-060-208	208	3-phase delta	63.09	175.13	200	>100	>100	86	43	22
	CFPLUS-060-240	240	3-phase delta	60.00	144.34	175	>100	>100	82	41	21
	CFPLUS-060-480	480	3-phase delta	60.00	72.17	80	>100	>100	82	41	21
CF Plus 72 kW	CFPLUS-072-208	208	3-phase delta	72.00	199.85	225	>100	>100	98	49	25
	CFPLUS-072-240	240	3-phase delta	72.00	173.21	200	>100	>100	98	49	25
	CFPLUS-072-480	480	3-phase delta	72.00	86.60	100	>100	>100	98	49	25
	CFPLUS-072-575	575	3-phase delta	72.00	72.29	80	>100	>100	98	49	25



Certified to ANSI/UL Std. 499
Conforms to CAN/CSA
Std. C22.2 No.88

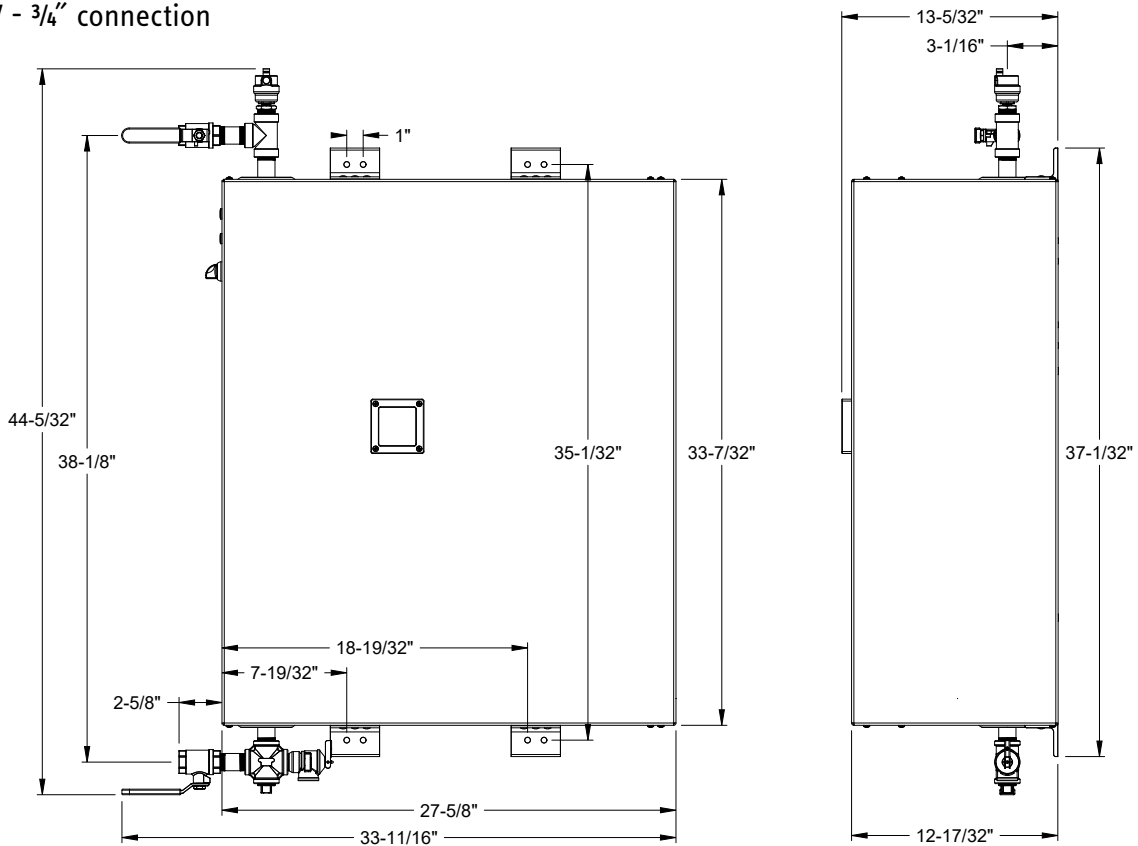


6 years against leakage /
2 years against defects in
workmanship & materials

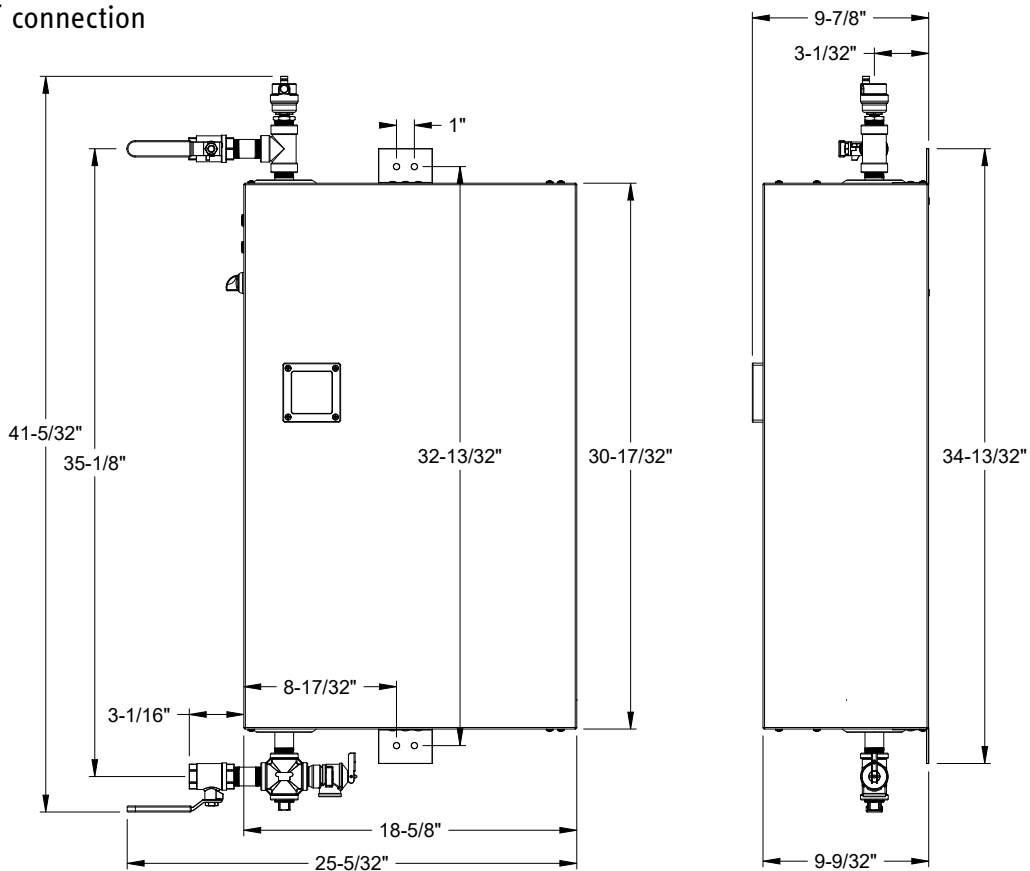
rev. 2.2026 Due to our continuous process of engineering and technological advancement, specifications may change without notice.

Dimensions

208/240 V - 3/4" connection



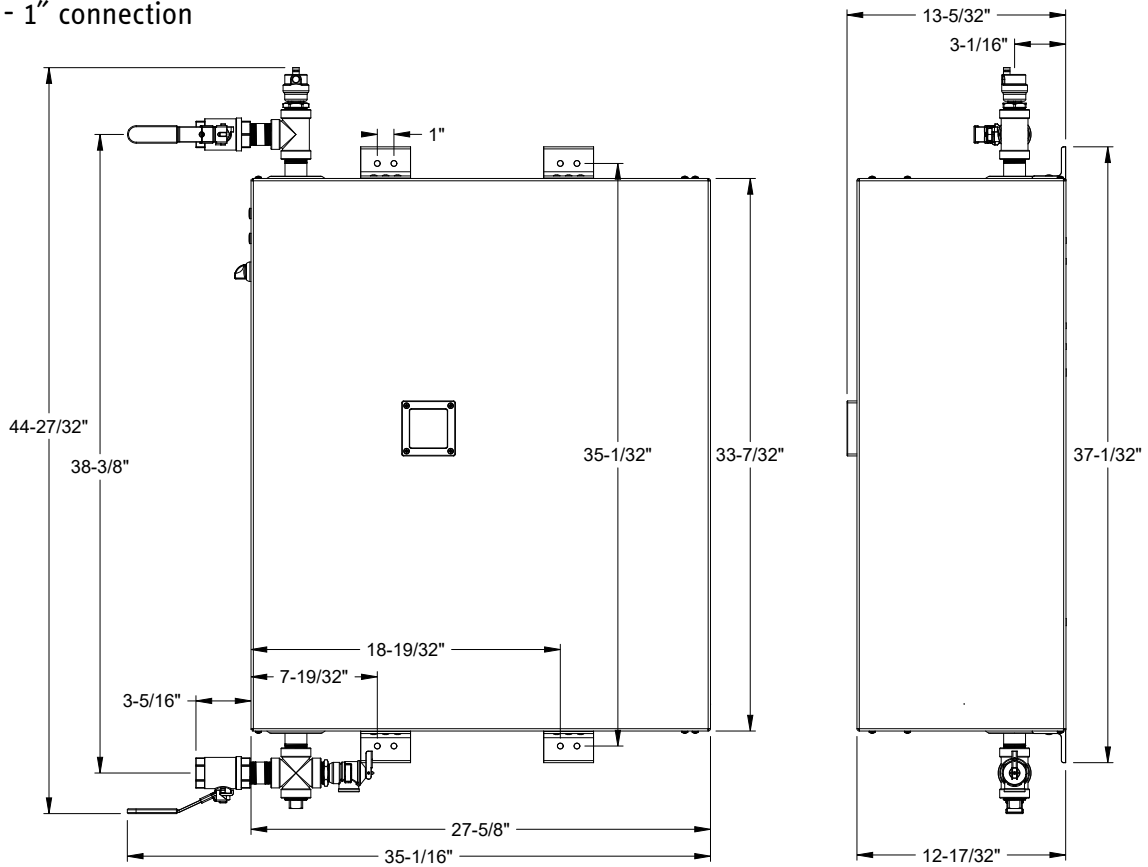
480/575 V - 3/4" connection



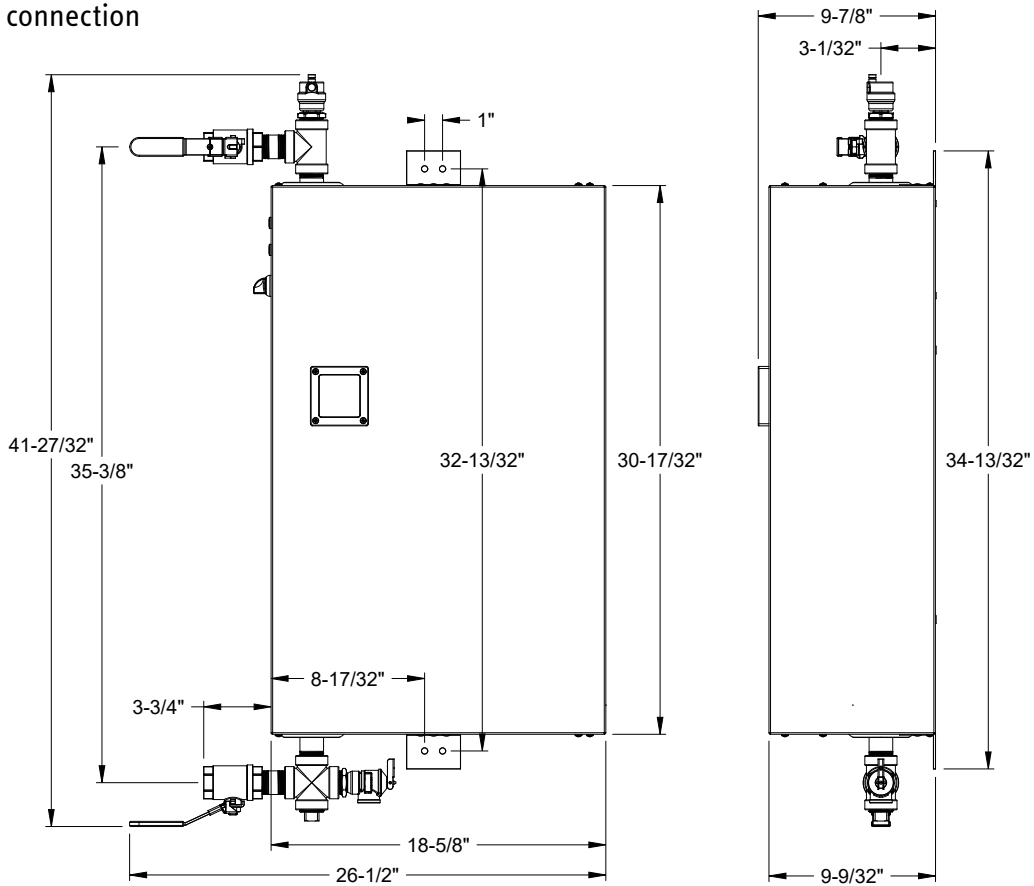
rev. 2.2026 Due to our continuous process of engineering and technological advancement, specifications may change without notice.

STIEBEL ELTRON

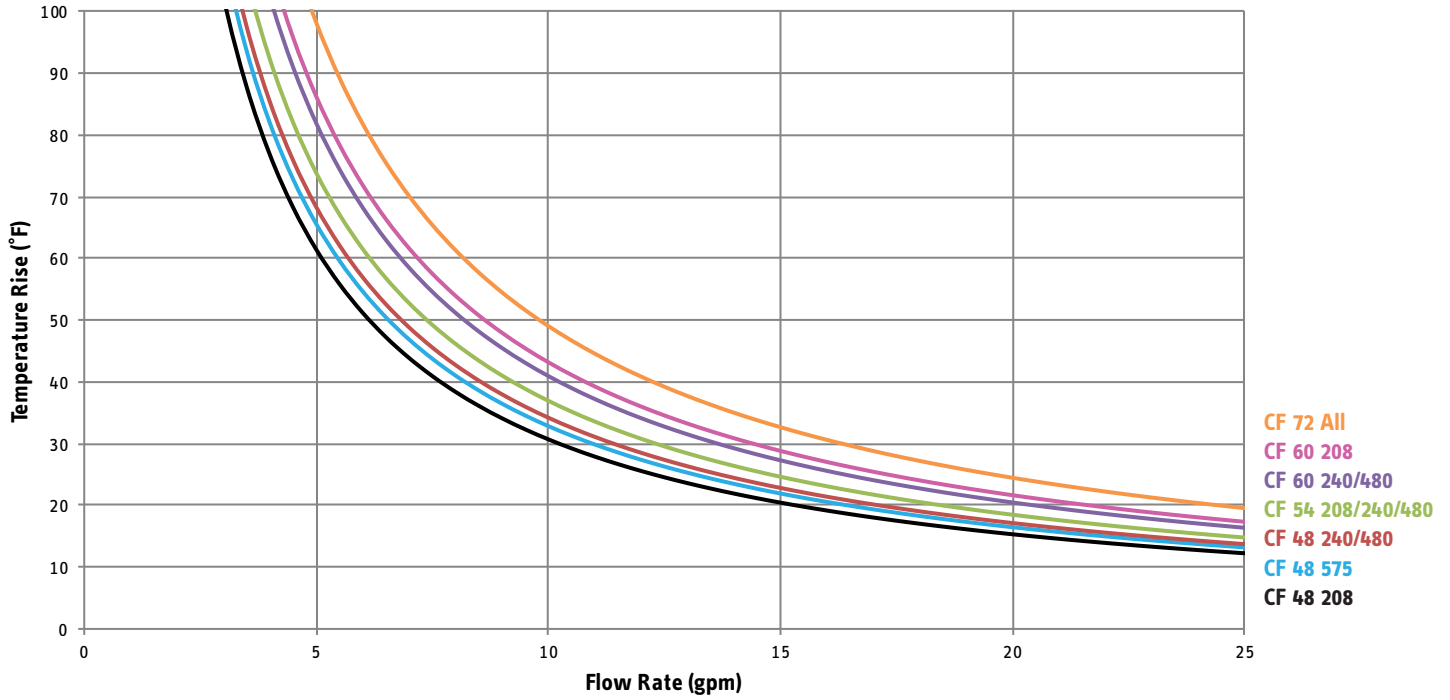
208/240 V - 1" connection



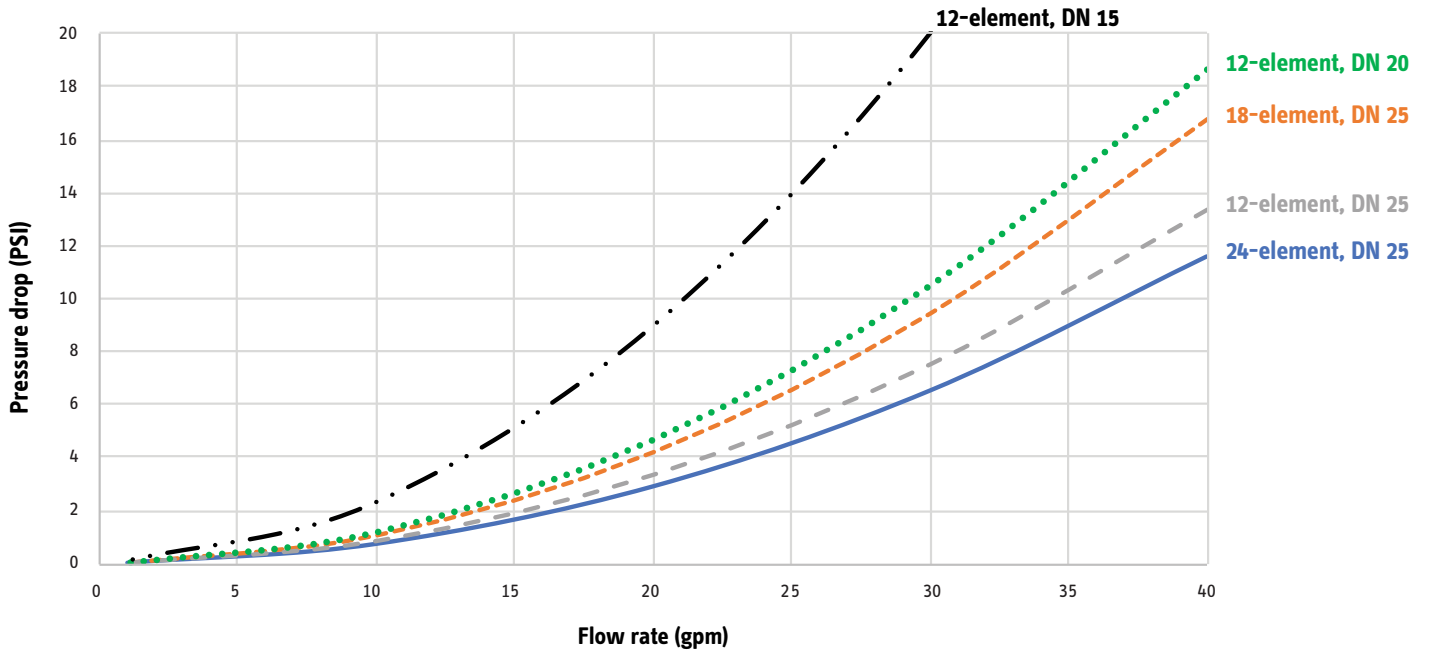
480/575 V - 1" connection



Temperature Rise vs. Flow Rate



Pressure Drop vs. Flow Rate



rev. 2.2026 Due to our continuous process of engineering and technological advancement, specifications may change without notice.