

Tempra® Series Tankless Electric Water Heaters

› For whole house or multiple point-of-use

Features

- › On-demand, continuous and unlimited supply of hot water
- › High limit switch with manual reset
- › All models equipped with exclusive Electronic Temperature Control that ensures steady output temperature even with varying flow rates
- › Exclusive design prevents dry firing
- › Electronic switch activated for virtually silent operation
- › 7-year leakage/3-year parts warranty
- › Copper sheathed heating element housed in copper cylinder
- › 99% efficiency
- › Cold water only line needed to be run to lavatory
- › Seismic proof construction
- › Tankless design prevents Legionella bacteria growth
- › No standby heat loss with tankless design
- › Easy installation 3/4" NPT connections
- › No T & P relief valve needed (Check local code)



Tempra® Plus models are equipped with Advanced Flow Control™, invented by Stiebel Eltron and awarded German patent DE 3805441 C2, among others. No other manufacturer of tankless electric water heaters has anything like it. If the demand is greater than the unit can handle, Advanced Flow Control™ slightly reduces the flow of water to maintain delivery of hot water at the set point. Tempra® Trend units do not have this feature.

Model Specifications

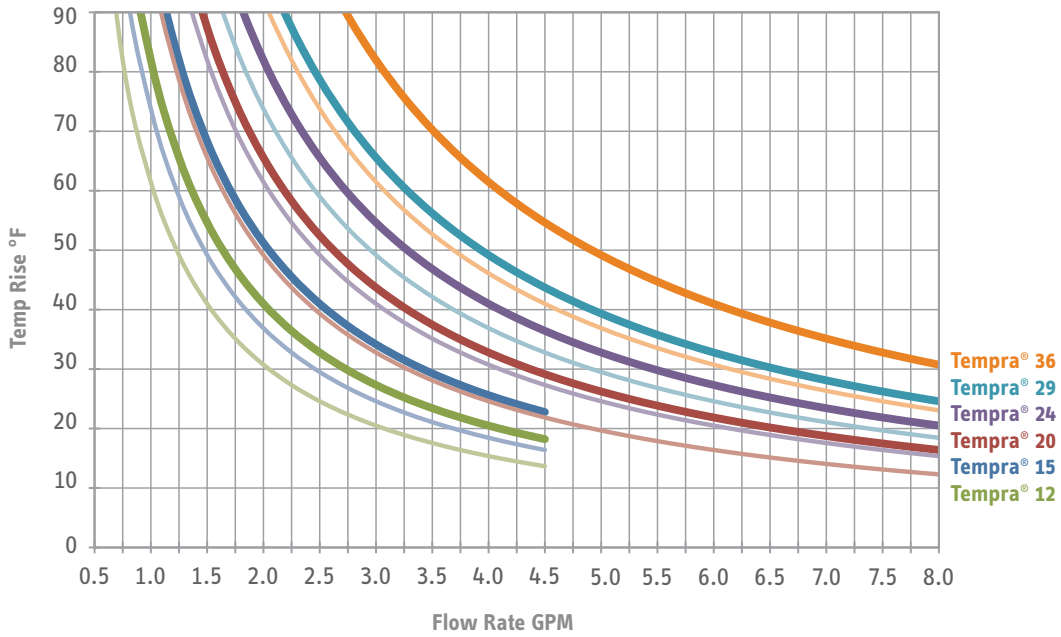
Tempra® Model	Voltage	Phase	kW	Amps	Circuit Breaker(s)	No. of runs & wire size (copper) ¹	Temperature Rise °F (gpm = kW x 6.83 / Δt)			
							1.5 gpm	2.25 gpm	3.0 gpm	4.5 gpm
12 Trend/12 Plus	240 V	single	12	50	50 DP	1 x 8/2 AWG	54	36	27	-
	208 V	single or unbalanced 3-phase	9	44	50 DP	1 x 8/2 AWG	41	27	20	-
15 Trend/15 Plus	240 V	single	14.4	2 x 30	2 x 30 DP	2 x 10/2 AWG	65	43	33	-
	208 V	single or unbalanced 3-phase	10.8	2 x 26	2 x 30 DP	2 x 10/2 AWG	49	33	25	-
20 Trend/20 Plus	240 V	single	19.2	2 x 40	2 x 40 DP	2 x 8/2 AWG	88	58	44	29
	208 V	single or unbalanced 3-phase	14.4	2 x 35	2 x 35 DP	2 x 8/2 AWG	65	43	33	22
24 Trend/24 Plus	240 V	single	24	2 x 50	2 x 50 DP	2 x 8/2 AWG	92	73	54	37
	208 V	single or unbalanced 3-phase	18	2 x 44	2 x 50 DP	2 x 8/2 AWG	82	54	41	27
29 Trend/29 Plus	240 V	single	28.8	3 x 40	3 x 40 DP	3 x 8/2 AWG	92	87	66	44
	208 V	single or balanced 3-phase	21.6	3 x 35	3 x 35 DP	3 x 8/2 AWG	92	66	49	33
36 Trend/36 Plus	240 V	single	36	3 x 50	3 x 50 DP	3 x 8/2 AWG	92	92	82	55
	208 V	single or balanced 3-phase	27	3 x 44	3 x 50 DP	3 x 8/2 AWG	92	82	61	41

¹ Copper conductors with a temperature rating of 75 °C or greater must be used.

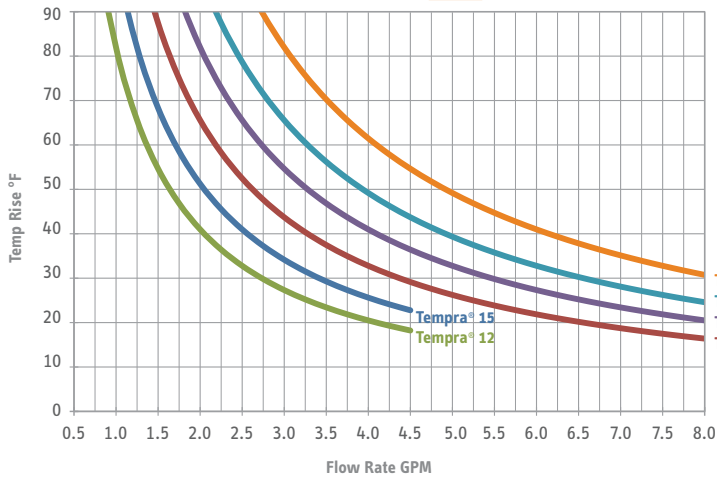
Tempra® Model	12 Trend / 12 Plus	15 Trend / 15 Plus	20 Trend / 20 Plus	24 Trend / 24 Plus	29 Trend / 29 Plus	36 Trend / 36 Plus
Part number	239213 / 239219	239214 / 239220	239215 / 239221	239216 / 239222	239217 / 239223	239218 / 239225
Weight, lbs (kg)	13.5 (6.1)	16.1 (7.3)	16.1 (7.3)	16.1 (7.3)	19.0 (8.6)	19.0 (8.6)
Min. flow to activate, gpm (l/min)	0.37 (1.4)	0.50 (1.9)	0.50 (1.9)	0.50 (1.9)	0.77 (2.9)	0.77 (2.9)
Operating Pressure	Min. 30 psi, Max. 150 psi					
Dimensions	Width 16 ⁵ / ₈ " (420 mm) x Height 14 ¹ / ₂ " (369 mm) x Depth 4 ⁵ / ₈ " (117 mm)					
Cover Color and Material	Alpine White Sheet Steel					

Flow Rate

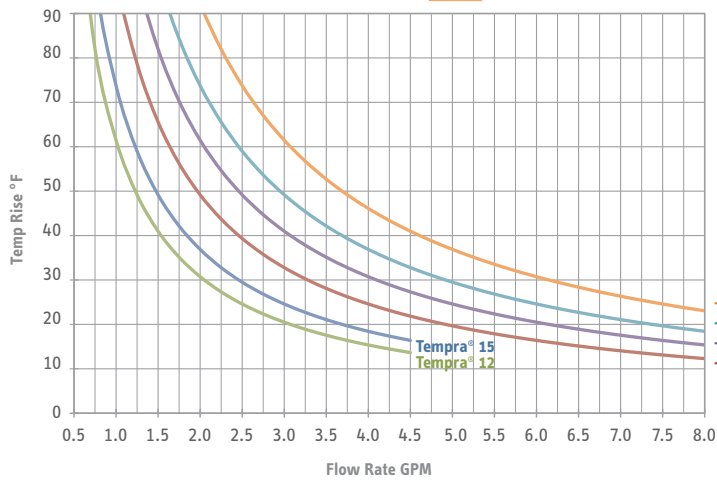
Temperature Rise vs. Flow Rate at 240 V and 208 V



Temperature Rise vs. Flow Rate at 240 V

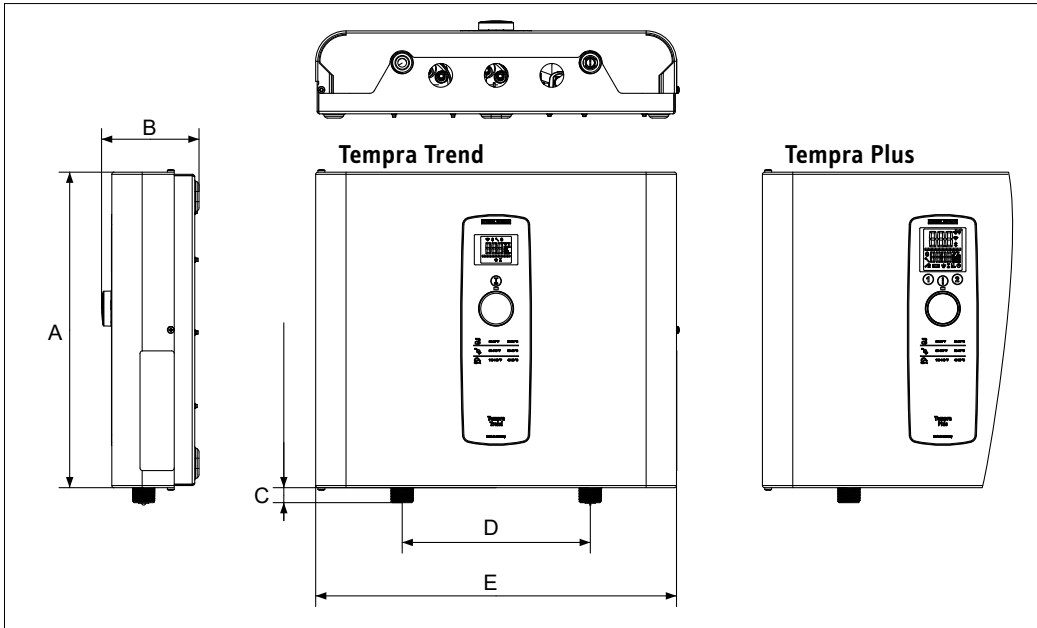


Temperature Rise vs. Flow Rate at 208 V



rev. 6.2019 Due to our continuous process of engineering and technological advancement, specifications may change without notice.

Dimensions



Intertek

Certified to ANSI/UL Std. 499

Conforms to CAN/CSA

Std. C22.2 No.88

ISO 9001
CERTIFIED

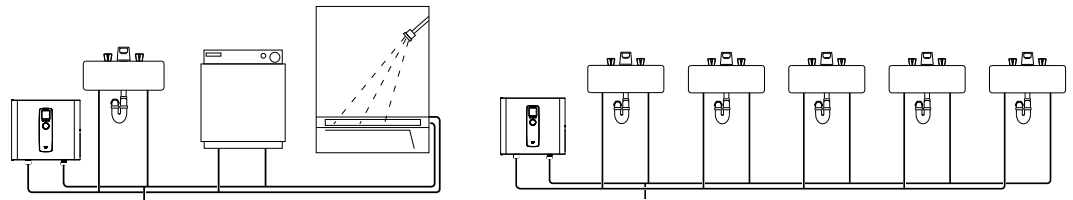


Tested and certified
by WQA against NSF/
ANSI 372 for lead free
compliance.

Dimensions

A	14½" (369 mm)
B	4½" (114 mm)
C	¾" (18 mm)
D	8¼" (220 mm)
E	16½" (422 mm)

› Tempra® tankless electric water heaters are suitable for whole house or multiple point-of-use applications.



› Tempra® tankless electric water heaters are suitable for booster applications, accepting a maximum incoming water temperature of 131 °F / 55 °C.

Specification

The tankless electric water heater shall be equipped with several copper sheathed heating elements housed in copper cylinders. The number of heating elements shall be three in the case of the 12 kW unit, four in the case of the 14.4 kW and 19.2 kW units, six in the case of the 24 kW and 28.8 kW units and nine in the case of the 36 kW unit. Each copper cylinder that houses heating elements shall be equipped with a dedicated single pole bimetal type high limit that is attached to the top dome of the cylinder. These safety high limit switches shall have a manual reset that interrupts power at 185 °F. The heating elements shall be controlled by a number of triacs (power transistors) that are soldered into the circuit board and cooled by the incoming cold water. The unit shall be equipped with a flow sensor with a miniaturized turbine that feeds the water flow rate information into the main circuit board. The output temperature shall be adjustable between 68 °F and 140 °F via a knob that is positioned on the front cover. The water connections shall be designed for ¾" NPT flex hose connectors. The housing shall be made of a powder coat painted steel and the front cover shall be hinged on the left side of the housing. Tempra® Plus models shall be equipped with Advanced Flow Control™ (German patent DE 3805441 C2, among others) to automatically adjust the flow of water to ensure a constant output temperature, even if demand exceeds capacity. The unit shall conform to ANSI ANSI/UL Std. 499 and be certified to CAN/CSA Std. C22.2 No.88.

Engineer/Architect _____	Date _____
Job Name/Customer _____	Location _____
Contractor _____	Representative _____
	Qty kW Voltage Amps
Tempra® model _____	_____